OFFICE COPY.

Planning Permit No. B/Spl Bldg/253/2004

APPROVED

B2/25/2004 Date 1/5/2004

FOR MEMBER SECRETARY
METROPOLITAN
DEVELOPMENT AUTHORITY
CHENNAI-600 008.

24/5/04

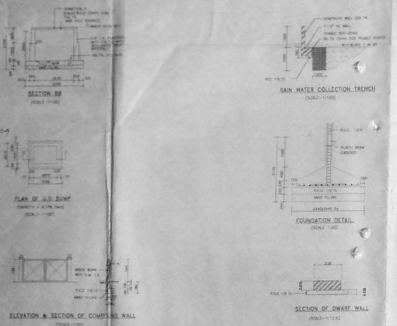
SECTION BB

PLAN OF U.G SUMP

ELEVATION & SECTION OF COMPOUND WALL

RAIN WATER COLLECTION TRENCH

FOUNDATION DETAIL

SECTION OF DWARF WALL

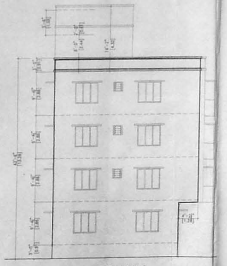
ELEVATION

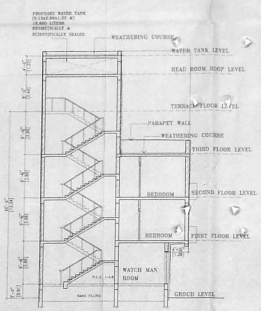
PROPOSED WATER TANK
WEATHERING COURSE
WATER TANK LEVEL
HEAD ROOM ROOF LEVEL
TERRACE FLOOR LEVEL
PARAPET WALL
WEATHERING COURSE
THIRD FLOOR LEVEL
BEDROOM
SECOND FLOOR LEVEL
BEDROOM
FIRST FLOOR LEVEL
WATCH MAN ROOM
GROUND LEVEL

SECTION

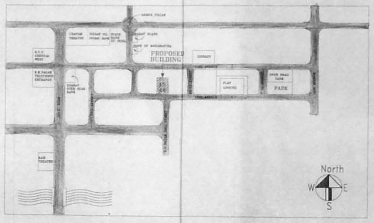
PROPOSED BUILDING
North
W
E
S

TOPO PLAN

SPECIFICATIONS:
1. FOUNDATION WITH RCC COLUMN AND FOOTING AS PER STRUCTURAL DESIGN
2. BASEMENT AND SUPER STRUCTURE 9" THK. B.W IN CM 1:5.
3. FLOORING FINISHED WITH 6mm THK. WHITE MOSAIC TILES CM 1:5
4. R.C.C ITEMS–COLUMNS, PLINTH BEAMS, LINTEL SUNSHADE, FLOOR BEAMS AND FLOOR SLAB ALL WORK IN R.C.C 1:2:4 MIX WITH SUITABLE REINFORCEMENT AS PER STRUCTURAL DESIGN PLASTERING BOTH SIDES AT ALL WALLS AND CEILING ETC. 12mm THK.
5. WHITE COLOUR WASH TWO COATS OF COLOUR WASH OVER ONE COAT OF LIME
6. JOINERY TEAK WOOD FRAMED FLUSH DOOR AND GLAZED WINDOW AND VENTILATORS AND FINISHED WITH TWO COATS OF ENAMEL PAINT ONE COAT WOOD PRIMER WEATHERING COURSE TWO COURSES OF COUNTRY TILS LAID TO SLOPE WITH CM 1:4 OVER 6" THK. BRICK JELLY, LIME CONC. LAID TO 1 to 30 SLOPE 1:3:6 MIX.

SCHEDULE OF JOINERY:

TYPE	DESCRIPTION	SIZE	NO.
MD	MAIN DOOR	1070x2100	
D	DOOR	920x2100	
D1	DOOR	760x2100	
W	WINDOW	1200x1200	
W1	WINDOW	1200x 900	
W2	WINDOW	900x 900	
V	VENTILATOR	600x 600	
A/O	ARCH OPENING	2100x2100	

CMDA (BT) B2/25/2004

P.A.

D.P. 1/4/04

D.P.

3/3/04

AREA STATEMENT	IN SQ.M	IN SQ.FT
PLOT EXTENT (AS PER PATTA)	871.00	9,371.96
PLOT EXTENT (AS PER SITE)	867.67	9,332.90
GROUND FLOOR AREA	254.65	2,740.94
FIRST FLOOR AREA	379.27	4,082.57
SECOND FLOOR AREA	379.27	4,082.57
THIRD FLOOR AREA	276.05	2,971.40
TOTAL FLOOR AREA	1,289.24	13,877.50

F.S.I PROVIDED = 1.48

PLOT COVERAGE = 37%

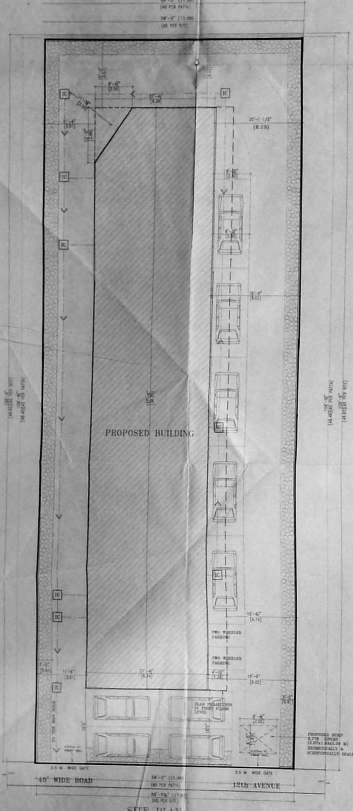
PROPOSED BUILDING
TWO WHEELER PARKING
40' WIDE ROAD
12th AVENUE

SITE PLAN

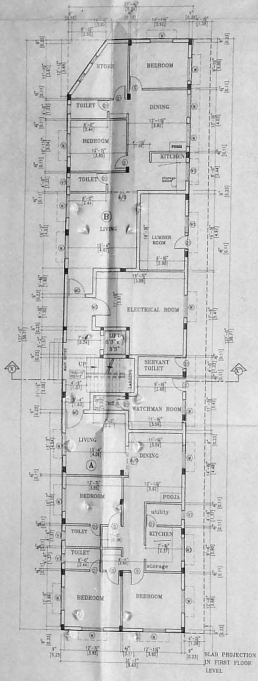
STORE
BEDROOM
TOILET
DINING
BEDROOM
TOILET
KITCHEN
B
LIVING
LUMBER ROOM
ELECTRICAL ROOM
LIFT
SERVANT TOILET
WATCHMAN ROOM
LIVING
A
DINING
POOJA
utility
KITCHEN
TOILET
storage
BEDROOM
BEDROOM
SLAB PROJECTION IN FIRST FLOOR LEVEL

GROUND FLOOR PLAN

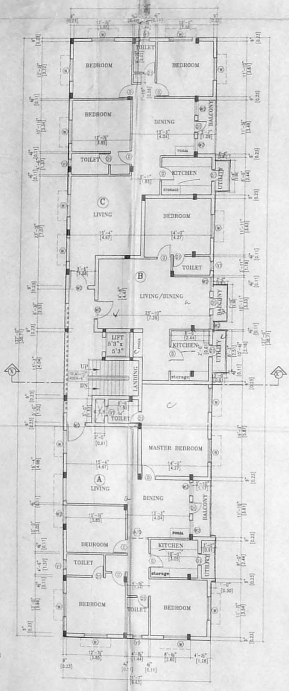
BEDROOM
BEDROOM
TOILET
DINING
BALCONY
TOILET
KITCHEN
C
LIVING
BEDROOM
TOILET
B
LIVING/DINING
LIFT
LANDING
MASTER BEDROOM
A
LIVING
DINING
BALCONY
KITCHEN
storage
BEDROOM
TOILET
BEDROOM
BEDROOM

FIRST FLOOR PLAN

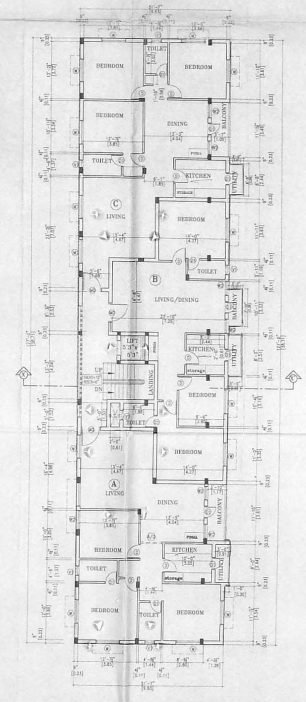
BEDROOM
BEDROOM
TOILET
DINING
BALCONY
TOILET
KITCHEN
C
LIVING
BEDROOM
TOILET
B
LIVING/DINING
LIFT
LANDING
BEDROOM
A
LIVING
DINING
BALCONY
KITCHEN
storage
BEDROOM
TOILET
BEDROOM
BEDROOM

SECOND FLOOR PLAN

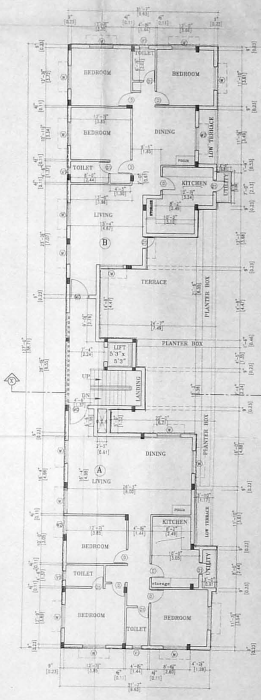
BEDROOM
BEDROOM
TOILET
DINING
LOW TERRACE
KITCHEN
LIVING
B
TERRACE
PLANTER BOX
LIFT
PLANTER BOX
A
LIVING
DINING
KITCHEN
BEDROOM
TOILET
BEDROOM
BEDROOM

THIRD FLOOR PLAN

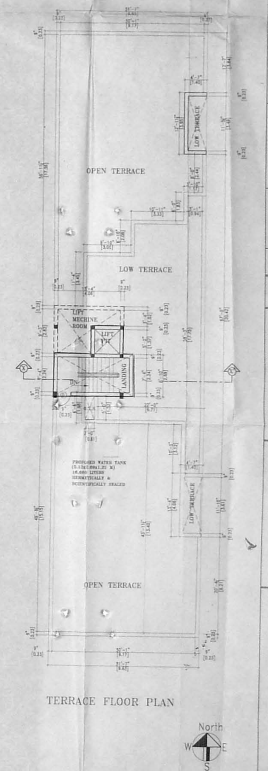
OPEN TERRACE
LOW TERRACE
LIFT MACHINE ROOM
PROPOSED WATER TANK
OPEN TERRACE
North
W
E
S

TERRACE FLOOR PLAN

CAR PARKING CHART
FOR EVERY 75 Sq.m DWELLING AREA 1 CAR PARKING SPACE SHOULD BE PROVIDED
NO. OF CARS REQUIRED = 9 NOS.
NO. OF CARS PROVIDED = 9 NOS.

COLOUR INDEX:

PROPOSED ▭	BOUNDARY ▭
ROAD ▭	

SCALE - 1:100

DATE: 29.11.2003

NOTE: All measurements are in millimetres.
IC – INSPECTION CHAMBER

THE PLAN SHOWING THE PROPOSED
CONSTRUCTION OF FLATS AT
OLD NO: 48, NEW NO:43,
12 th AVENUE, ASHOK NAGAR,
CHENNAI – 600083. T.S NO:18,
BLOCK NO:71, KODAMBAKKAM VILLAGE,
DIVISION –122 AND ZONE–8.

OWNER:

Kishore Kumar Gokuldas

146x89.

LICENSED SURVEYOR

S Nagesh

S. NAGESH B.E. M.I.E.
Structural Engineer
Class-I Licensed Surveyor No. 193
FLAT B-1, 2nd MAIN ROAD
KASTURIBAI NAGAR, ADYAR
CHENNAI-600 020